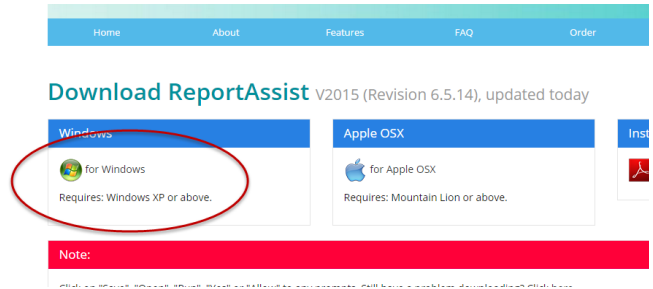


## Report:Assist Web Resources

### 1. Downloading and Installing Report:Assist (PC)

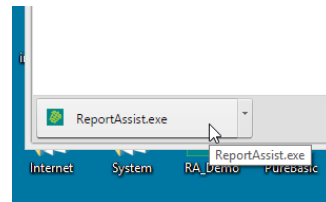
1. To download the program, first visit our web site **reportassist.com**
2. Click on the download tab and double click on the for windows button in the left of the page.

2.



3. If you use Chrome then simply double click on the program icon in the Chrome status bar once the program has downloaded.

3.



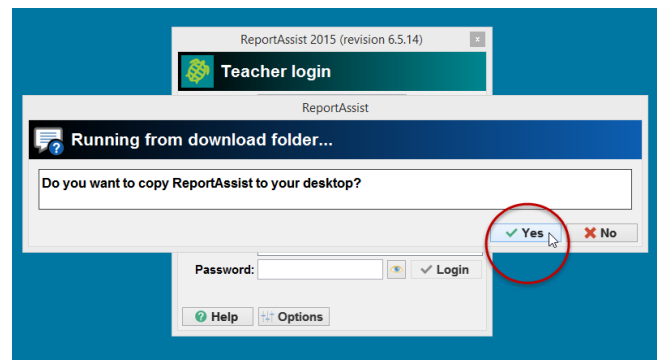
4. If you are using Internet Explorer then click the 'run' or 'open' button that appears on the screen.

4.



5. Once loaded you have the option of copying ReportAssist to your desktop, we recommend you pick this option.

5.



The program will now start, for more information please read the 'Getting started on your reports' document in our resources section of our web site.